



**New Brighton Economic Development Commission
Agenda
Upper Level Conference Room | Zoom
New Brighton City Hall 803 Old Hwy 8 NW, New Brighton , MN
7:30 AM May 7, 2025**

Members of the Economic Development Commission will attend the meeting in person unless eligible to attend remotely per MN Stat. 13D.02.

To participate in this meeting, members of the public may:

- **Attend the meeting in person.**
- **Watch the meeting electronically.** Tune into CTV Channel 8023 (CenturyLink) or Channel 16 (Comcast). To observe the meeting as a livestream or a webcast, visit www.newbrightonmn.gov and click on “I Want To View a Public Meeting.”

I. Call to Order and Roll Call

EDC Chair Brian Krohn	EDC Commissioner Paul Zisla
EDC Vice-Chair Jacqui Sauter	EDC Commissioner Victoria Prasek
EDC Commissioner Bruce Howard	EDC Commissioner Heidi Krampitz
EDC Commissioner Jonathan Dummer	EDC Commissioner Merhawi Yigzaw

II. Approval of Agenda

III. Approval of Past Minutes

1. April 2, 2025

IV. Report from City Council Liaison

V. Business Items

1. Monthly Business Contacts Round Table
2. 2024 Community Survey
3. 2024 Community Data Review
4. Farmers Market 2025

5. Approval Final 2025-26 Work Plan

VI. Adjournment



MINUTES
New Brighton Economic Development Commission
Regular Meeting – April 2, 2025
7:30 a.m.

I. Call to Order

Chair Krohn called the meeting to order at 7:30 a.m.

II. Roll Call

Members Present: Chair Brian Krohn, Commissioners Jonathan Dummer, Bruce Howard, Heidi Krampitz, Victoria Prasek, Merhawi Yigzaw, and Paul Zisla

Members Absent: Commissioner Jacqui Sauter

Also Present: Ben Gozola-Assistant Director of Community Assets & Development and Carl Gillies-DCAD Technician

III. Approval of Agenda

Motion by Commissioner Zisla, seconded by Commissioner Prasek to approve the agenda as presented.

Approved 7-0

IV. Approval of Minutes

Motion by Commissioner Zisla, seconded by Commissioner Prasek to approve the minutes from the February 5, 2025 meeting.

Approved 7-0

V. Report from Council Liaison

There was no report from the City Council.

VI. Business Items

A. 2024/25 Year In Review

Gozola stated the final EDC meeting of the year is traditionally a meeting for commission members to examine what was accomplished over the previous year, acknowledge what remains to be done, and plan for the year ahead. Staff presented the Commission with an overview of where we've been over the past year. He explained the group focused on small businesses, the "what's the appeal" webpage, made recommendations on uses for the LAHA dollars, reviewed the Climate Action Plan, discussed cannabis regulations, reviewed the New Brighton Exchange purchase agreement, received Open to Business presentation and reviewed zoning code changes.

B. 2025/26 Work Plan Visioning

Gozola reported the draft work plan (largely blank given this is the 1st draft) needs to identify potential topics of discussion for each meeting between May 2025 and March 2026. Proposed actions & outcomes should be identified for each meeting. Pre-populated entries follow the traditional schedule for tasks at various points in the year (training/orientation in April, Baker Tilly TIF training and current TIF districts review, work plan setting in March, etc.). Traditional breaks in summer and over the holidays are pre-populated in the draft schedule.

Gozola encouraged the Commission to keep in mind that staff and the commission always have the right to deviate from this generalized work plan as circumstances in the community dictate. The work plan is only a guide and is not set in stone. Unlike other agenda topics where staff leads the discussion, this item should be led by Commissioners. Commissioners are encouraged to bring their own information to the meeting to share with your colleagues in support of items you'd like to focus on in the coming year. Staff reviewed the new list of Strategic Priorities recently adopted by the City Council following their 2025 strategic planning session. It was noted Council will review the Commission's draft plan and will approve or amend whatever is proposed. He requested the Commission provide staff with topics that should be focused on for the coming year, noting this was the groups opportunity to set the stage for that discussion.

Discussion included:

- The Commission recommended the group discuss how the community can combat rising prices, along with housing assistance programs that were available to those in need.
- The Commission supported partnering with local farmers market in order to encourage local sourcing of food, along with better promoting the farmers market.
- The Commission was interested in having a table at the farmer's market in order to speaking with local business owners and the public each week.
- The Commission suggested the EDC address the expansion of transportation options for the community.
- The Commission recommended a monthly topic going forward be business outreach.
- The Commission requested the EDC receive a TIF update this year, along with how successful the TIF districts have been.
- Further discussion ensued regarding the work the EDC members could be doing to engage with local business owners, the County and Met Council outside of meetings.
- The Commission suggested engaging and holding conversations with the schools in the coming year and recommended feedback be received from the student commissioner.

- The Commission requested monument signs and event tourism be considered this year.
- The Commission discussed the potential of forming subcommittees to tackle some of the tasks proposed for the coming year.
- The Commission agreed to reach out to one business in the next month and would be reporting back to the group in May.

C. Proactive Commissioner Duties for 2025/26

Gozola reported each commissioner is asked to attend the monthly meeting at a minimum to maintain a place on the Commission. To truly maximize the Commission's effectiveness though, each commissioner is also challenged to identify and make personal connections with at least one local business (preferably more) and become a business liaison to the City of New Brighton. This proactive effort will ensure Commissioners and staff learn about the issues facing our business community as they arise and, ideally, give us the best opportunity to recommend actions to the City Council as needed. Likewise, it will provide the City with one more avenue to share information relevant to our business community.

Gozola stated in addition to being a business liaison, commissioners may also be periodically asked to assist the city in achieving its Climate Action Plan goals. This may involve sharing energy programs, plans, or rebates with local businesses; working with Partners in Energy on local climate initiatives; or helping to draft handouts for distribution to our small business network. Given this is the first meeting of the new Commission year, staff will spend just a few minutes going over these supplemental duties that are encouraged every year.

Discussion included:

- The Commission thanked staff for passing along this information.
- The Commission supported adding to the City's business email list.

VII. Adjourn

The meeting adjourned at 8:51 am

Respectfully submitted,



Ben Gozola
Assistant Director of Community Assets and Development



Agenda Section:	Business Items
Report Date:	04/22/2025
Meeting Date:	May 7, 2025

REQUEST FOR COUNCIL CONSIDERATION – EXECUTIVE SUMMARY

ITEM DESCRIPTION: Monthly Business Contacts Round Table

Action Requested:	
Public Hearing	Motion
Discussion	Informational
Form of Action:	
Resolution	Ordinance
Contract/Agreement	N/A or Other
Votes Needed:	
3 Votes	4 Votes
5 Votes	N/A

Summary Statement:	<p>Each month, we will go around the table and let each Commissioner provide updates on their business contact(s).</p> <ul style="list-style-type: none"> - Any exciting updates to share about your business(es)? - Expanding? Hiring? Awards? Recognitions? - What issues are your business(es) facing? - Are there things the City or this Commission can do to help?
---------------------------	--

Recommendations:	<p>Ideally, each commissioner will have made contact with at least one business by the May 7th meeting. You will simply need to give a brief update on your business(es), and listen to the updates from your fellow</p>
-------------------------	--

	commissioners. Ask questions as necessary to spur discussion.
--	---

Applicable Deadlines:	None.
------------------------------	-------

Community Impact:	By making individual connections with our business community, EDC members will become a trusted liaison to the City, and a conduit to ensure questions and concerns from our business community are addressed as quickly as possible.
--------------------------	---

Legislative History:	n/a
-----------------------------	-----

Strategic Priority:	Financial Sustainability	Staff Capabilities
	Economic Development	Community Engagement & Belonging
	City Assets	Operational Effectiveness
		N/A

Fiscal Impact:	Financial Impact: Is there a financial consideration?		No	Yes \$
	Financing Sources:	Budgeted	Budget Modification	
	New Revenue	Use of Reserves	Other	



Agenda Section:	Business Items
Report Date:	04/22/2025
Meeting Date:	May 7, 2025

REQUEST FOR COUNCIL CONSIDERATION – EXECUTIVE SUMMARY

ITEM DESCRIPTION: 2024 Community Survey

Action Requested:	
Public Hearing	Motion
Discussion	Informational
Form of Action:	
Resolution	Ordinance
Contract/Agreement	N/A or Other
Votes Needed:	
3 Votes	4 Votes
5 Votes	N/A

Summary Statement:	To begin the year, the Commission expressed an interest in understanding the community by examining results from the recent resident survey. Staff will lead a discussion of the survey findings at the May meeting.
---------------------------	--

Recommendations:	<ul style="list-style-type: none"> - Review the community survey feedback and share your observations with your fellow commissioners. - ID any future work plan items you would like to see on a future commission agenda.
-------------------------	--

Applicable Deadlines:	None.
------------------------------	-------

Community Impact:	Taking actions in response to community survey feedback will help to improve the City for all in the coming years.
--------------------------	--

Legislative History:	Previous community surveys performed by Polco were conducted in 2013, 2015, 2017, and 2022 which allows us to understand trends and changes over time.
-----------------------------	--

Strategic Priority:	Financial Sustainability	Staff Capabilities
	Economic Development	Community Engagement & Belonging
	City Assets	Operational Effectiveness
		N/A

Fiscal Impact:	Financial Impact: Is there a financial consideration?		No	Yes \$
	Financing Sources:	Budgeted	Budget Modification	
	New Revenue	Use of Reserves	Other	

Executive Summary

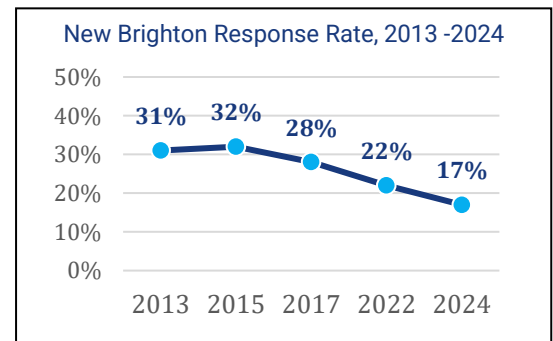
Survey Background and Methods

The New Brighton Resident Survey allows residents to rate important aspects of their community such as the livability of their city, local government performance and the quality of local government services. The survey gathers community-wide feedback on what is working well and what is not and helps map residents’ priorities for community planning and resource allocation. It serves as a consumer report card for New Brighton; checking in with residents to make sure the City policies and services are on course.

New Brighton has conducted community surveys for close to two decades. Since 2013, Polco/National Research Center, Inc. (NRC) has administered the New Brighton Resident Survey with a consistent methodology to ensure robust comparisons to past results. This trendlines in this report includes survey results from 2013, 2015, 2017, 2022 and 2024.

The 2024 New Brighton Citizen Survey was administered by mail to 3,000 randomly selected households within the city. Each of these 3,000 households received an initial postcard invitation with a URL to take the survey online. A paper survey followed in the mail one week later. In total, 491 completed surveys were obtained from the 2,909 households who had a chance to participate (for 91 addresses materials were returned by the post office as undeliverable/vacant). This resulted in a response rate of 17%.

The 2024 response rate was on par with other communities surveyed in 2023-2024 but below the previous response rates for New Brighton. This is not a new issue, as survey research industry has been experiencing response rates declines over the last decade. The response rate decline is related to several factors, including privacy concerns, changes in technology, proliferation of surveys, etc. In consideration of response rate declines, Polco has been increasing the sample sizes to increase the total number of complete surveys.



The margin of error is plus or minus 4.4 percentage points around any given percentage for the entire sample. The margin of error is important because it helps decision-makers understand the reliability of the data and make informed judgments. A smaller margin of error indicates more confidence in the results. For example, a margin of error of +/- 4.4% means that the actual result of 87% of respondents rating the overall quality of life in New Brighton as excellent or good is likely between 82.6% and 91.4%.

Survey results were weighted so that the characteristics of gender, age, race, ethnicity, tenure (rent versus own) and housing unit type (attached versus detached) are represented in proportions reflective of the entire city population.

New Brighton’s results are compared to two benchmarks in this report: (1) average ratings for local government jurisdiction across the nation and (2) average ratings from jurisdictions in the region (including Iowa, Kansas, Minnesota, Missouri, Nebraska and South Dakota). These comparisons were made possible through Polco’s national benchmark database. This database contains resident perspectives gathered in resident surveys from approximately 500 jurisdictions.

Introduction to the Survey Key Findings

As in earlier years, New Brighton residents reported that they are happy with their quality of life, City services and government performance overall, and most trend lines for ratings generally remained steady from 2022. In the survey there were 54 evaluative survey items that could be compared to a national benchmark; for 33 of these comparisons, New Brighton's ratings were more favorable, while 18 were similar, and 3 were lower than the national benchmark. When compared to regional benchmarks, 16 of the 51 evaluative items that could be compared were more favorable, 27 were similar, and 8 were lower.

Main Key Findings

I. Residents continue to be satisfied with the overall quality of life in New Brighton.

- About 9 in 10 respondents rated the overall quality of life in New Brighton as excellent or good, which is consistent with previous years and aligns with national and regional benchmarks.
- Similarly, around 9 in 10 respondents considered New Brighton an excellent or good place to live or to raise children and felt that their neighborhood was an excellent or good place to live.
- Homeowners gave higher ratings than renters to the overall quality of life in New Brighton, New Brighton as a place to raise children and their neighborhood as a place to live; but at least three-quarters of renters felt each of these were excellent or good.

II. Residents gave high marks to the overall quality of services provided by the City government of New Brighton.

- About 9 in 10 survey participants gave a score of excellent or good to the overall quality of services in New Brighton, a rating that was higher than both the national and regional benchmark comparisons. This rating has remained steady since 2013.
- When asked to rate specific services, all City services evaluated by survey participants were considered excellent or good by a majority of respondents. Thirteen of these services received ratings that were higher than the national benchmark and just one was lower (drinking water).
- There were 8 services for which ratings decreased 6 percentage points or more from 2022 to 2024: building inspection services, sewer services, parks and athletic field maintenance, animal control, storm drainage, drinking water, city long-range comprehensive planning and street cleaning/sweeping. City services to seniors was the only service that saw an increase of 6% or greater from 2022 to 2024.
- The survey also asked about the importance assigned to these City services. Among the services perceived to be important but delivered with the lowest quality were drinking water, street repair/maintenance and City long-range comprehensive planning. It is these services to which attention needs to be paid first

III. Community members place a high priority on addressing housing issues, crime and economic development.

- Survey respondents were asked to write in their own words what they felt was the single most critical issue facing New Brighton in the next two years and the answers were wide-ranging. The top issues mentioned were those related to housing/development, with 15% of responses. While comments related to crime/safety, economic development, affordable housing, water

quality/trash/recycling/infrastructure; and budget/taxes were made by about 10% of respondents for each of these issues.

- Survey respondents also indicated, in their own words, the one service, amenity, offering or change they would like to see in New Brighton if money was not a concern. Again, a wide variety of responses were provided, but at the top of the list were parks and recreation, sidewalks and streets, housing and code enforcement and water and waste management.
- Residents who gave a response about a change or new offering were asked if they would support a property tax to fund the noted change or new offering. About 7 in 10 respondents said they at least somewhat supported a property tax increase to fund the service or change, while about 3 in 10 would oppose such a tax increase.

Additional Key Findings

Perceptions of safety improved, and rates of reported crime decreased from 2022 to 2024.

- A large majority of residents believed that overall crime in the city had remained about the same over the prior three years. Meanwhile, about 1 in 4 thought it had increased, and 1 in 10 believed it had decreased. These results are similar to those obtained between 2013 and 2017 but were notably different from the results of 2022, when 55% of respondents thought crime had increased in the previous three years.
- In 2024, about 3 in 4 respondents reported feeling very or somewhat safe from property crime, an increase of about 8% compared to 2022. Close to 9 in 10 felt very or somewhat safe from violent crime, while just under 8 in 10 felt very or somewhat safe from drug use or trafficking; these ratings were similar to those observed in 2022. About 7 in 10 respondents said they felt very or somewhat safe from traffic, a 7% decrease compared to 2022.
- About 1 in 10 respondents reported that they or someone in their household had been the victim of a crime in the 12 months preceding the survey, this was similar to past surveys. Among those who had been a victim of a crime, 40% reported these incidents to New Brighton police, a much lower proportion than noted in the past.

Affordable quality housing, variety of shopping opportunities, and ease of bus travel remain areas for improvement.

- Respondents were asked to rate 24 community characteristics as they relate to New Brighton as a whole. Of these, 19 were rated as excellent or good by a majority of respondents. As in 2022, the three items that received positive ratings from fewer than half of the respondents were the availability of affordable quality housing, the variety of shopping opportunities, and the ease of bus travel.
- When comparisons could be done, 11 characteristics were rated higher on average than in communities across the nation, while 8 items had similar ratings, and 2 items were rated lower than the national benchmarks. The 11 characteristics that received higher ratings than the national benchmarks were: sense of community, overall appearance of New Brighton, cleanliness of New Brighton, overall quality of new development in New Brighton, variety of housing options, opportunities to attend community or cultural activities, employment opportunities, ease of car travel in New Brighton, ease of bicycle travel in New Brighton, traffic flow on major streets and availability of affordable quality housing.

Political discrimination is a growing concern, and residents believe that the New Brighton City government should play a role in creating a diverse, inclusive, and fair community.

- As in 2022, survey participants were asked about their personal experiences of discrimination in New Brighton. Political affiliation was the most common reason for feeling discriminated against, with about 13% of respondents reporting that they were discriminated against due to their political opinions, a significant increase from 7% in 2022. Between 5% and 10% of respondents reported experiencing discrimination, based on characteristics such as religion, age, race, and gender, at least occasionally over the past 12 months.
- Those completing the survey were asked if they felt the City government should play a role in addressing social, economic, and racial equity or helping to create a diverse, inclusive, and fair community. Over two-thirds of respondents considered it essential or very important for local government to take action in various ways to respond to these issues in the local community.
- Most residents felt that the City government was doing a good job creating a community that welcomes residents of all backgrounds (67%) and treating all residents fairly (75%).



Results for New Brighton, MN Resident Survey

December 3, 2024





Civic Communication & Analytics Platform

Smarter, better connected communities. A civic surveying, policy polling, and constituent communication tech platform.



Advanced Survey Science & Performance Analytics

Data insights to help communities move forward. The premiere provider of professional civic surveys and performance benchmarking analyses.

Questions about our product?

Visit www.polco.us to learn more

Exclusive partners of:



Role of Resident Surveys in Local Governance



Monitor trends in resident opinion



Measure government performance

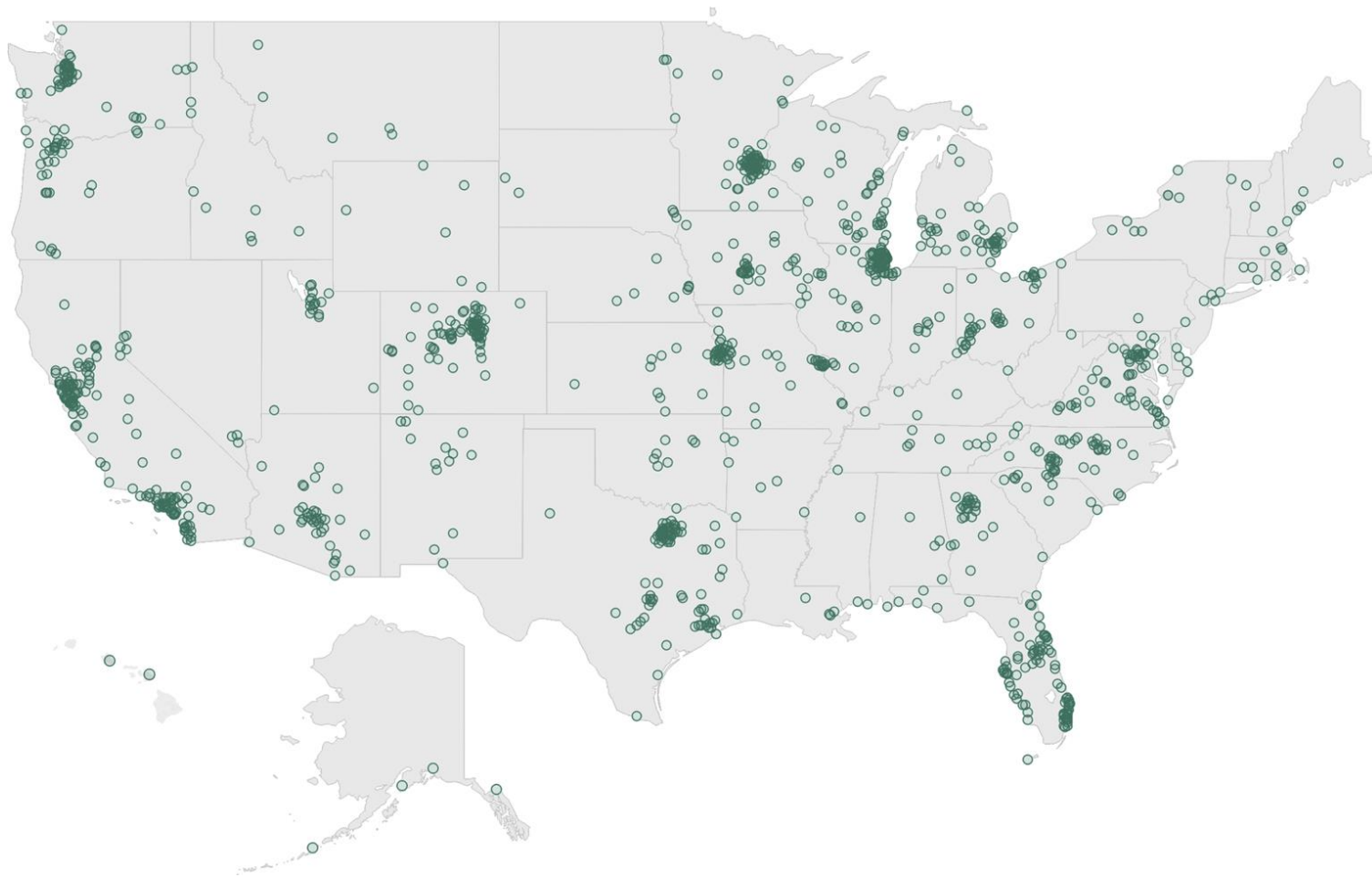


Inform budget, land use, strategic planning decisions



Benchmarking to other communities

Polco's Benchmarking Database



More than **500** comparison communities across the nation.

Representing the opinions of more than **50 million** residents.



Survey Methodology

- Fifth time conducting the New Brighton Resident Survey (previous surveys in 2013, 2015, 2017 and 2022)
- Survey conducted from late July to early September 2024
- Probability-based sample of 3,000 households
 - 491 total responses received
 - 17% overall response rate
 - Non-probability, open-participation sample: 107 responses
- Results statistically weighted to reflect New Brighton overall
- 95% confidence interval with a +/- 4% margin of error


Survey Methodology



Dear New Brighton Resident,
 It won't take much of your time to make a big difference! Your household has been randomly selected to participate in **New Brighton's 2024 Community Survey**. You can go online and complete the confidential survey at:
www.polco.us/NewBrighton2024
 Please do not share your survey link. This survey is for randomly selected households only. The City will conduct a separate survey that is open to all residents just a few weeks from now. You can also wait a few days for the survey to arrive in the mail.
 If you have any questions about the survey, please call 651-638-2100.
 Thank you for helping create a better City!

Sincerely,

 Kari Niedfeldt-Thomas
 Mayor

 City of New Brighton
 785 Old Highway 8 NW
 New Brighton, MN 55112

Presorted
 First Class Mail
 US Postage
 PAID
 Boulder, CO
 Permit NO.94

City of New Brighton, MN 2024 Resident Survey

Please complete this questionnaire if you are the adult (age 18 or older) in the household who most recently had a birthday. The adult's year of birth does not matter. Please select the response (by circling the number or checking the box) that most closely represents your opinion for each question. Your responses are anonymous and will be reported in group form only.

1. Please rate each of the following aspects of quality of life in New Brighton:

	Excellent	Good	Fair	Poor	Don't know
New Brighton as a place to live	1	2	3	4	5
Your neighborhood as a place to live	1	2	3	4	5
New Brighton as a place to raise children	1	2	3	4	5
New Brighton as a place to work	1	2	3	4	5
The overall quality of life in New Brighton	1	2	3	4	5

2. Please rate each of the following characteristics as they relate to New Brighton as a whole:

	Excellent	Good	Fair	Poor	Don't know
Sense of community	1	2	3	4	5
Overall feeling of safety in New Brighton	1	2	3	4	5
Overall appearance of New Brighton	1	2	3	4	5
Cleanliness of New Brighton	1	2	3	4	5
Overall quality of new development in New Brighton	1	2	3	4	5
Variety of housing options	1	2	3	4	5
Overall quality of business and service establishments in New Brighton	1	2	3	4	5
Variety of shopping opportunities	1	2	3	4	5
Opportunities to attend community events	1	2	3	4	5
Recreational opportunities	1	2	3	4	5
Employment opportunities	1	2	3	4	5
Educational opportunities	1	2	3	4	5

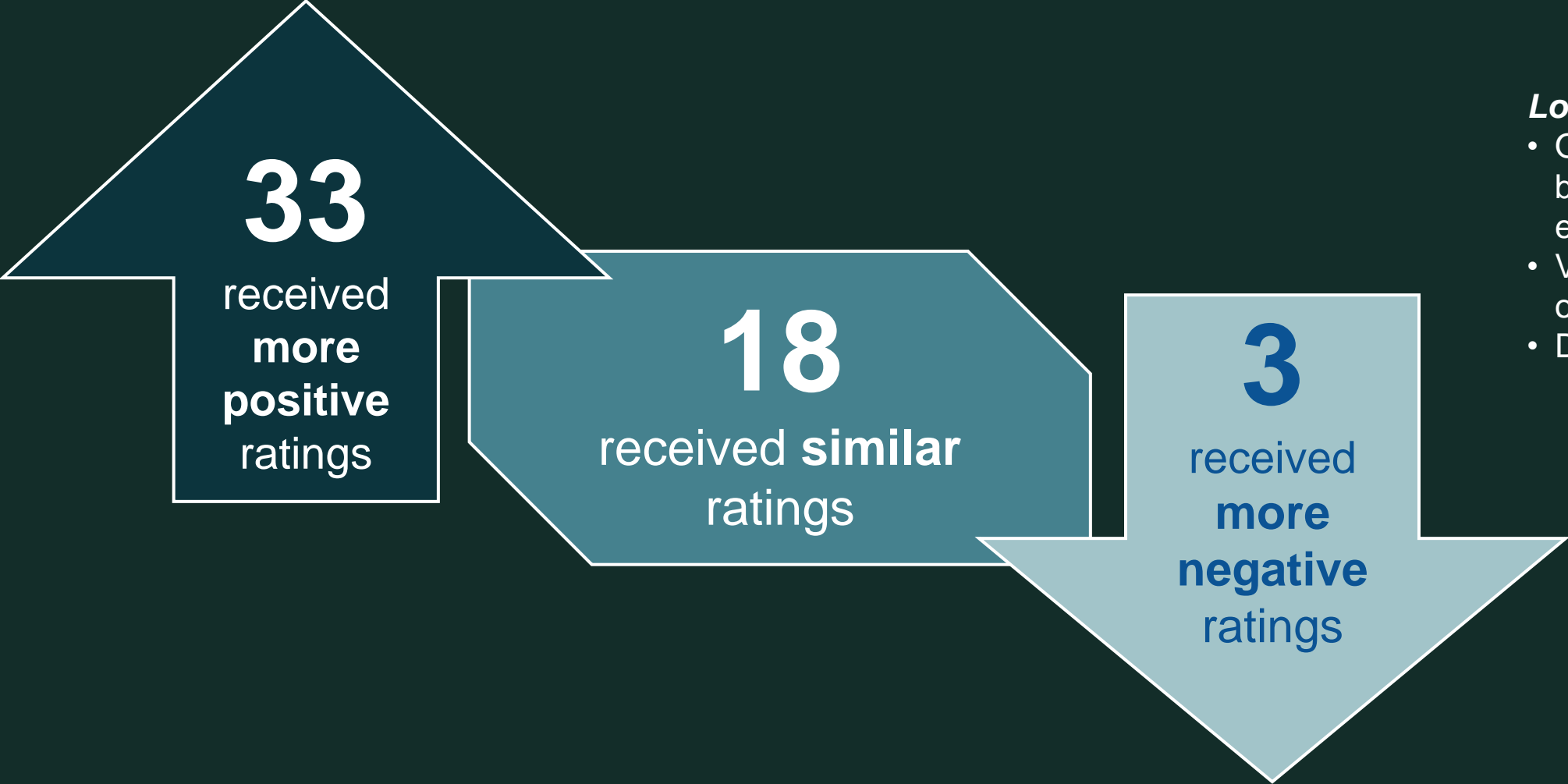


Overview of Survey Results


NEW BRIGHTON
CITY HALL



Comparisons to National Benchmarks



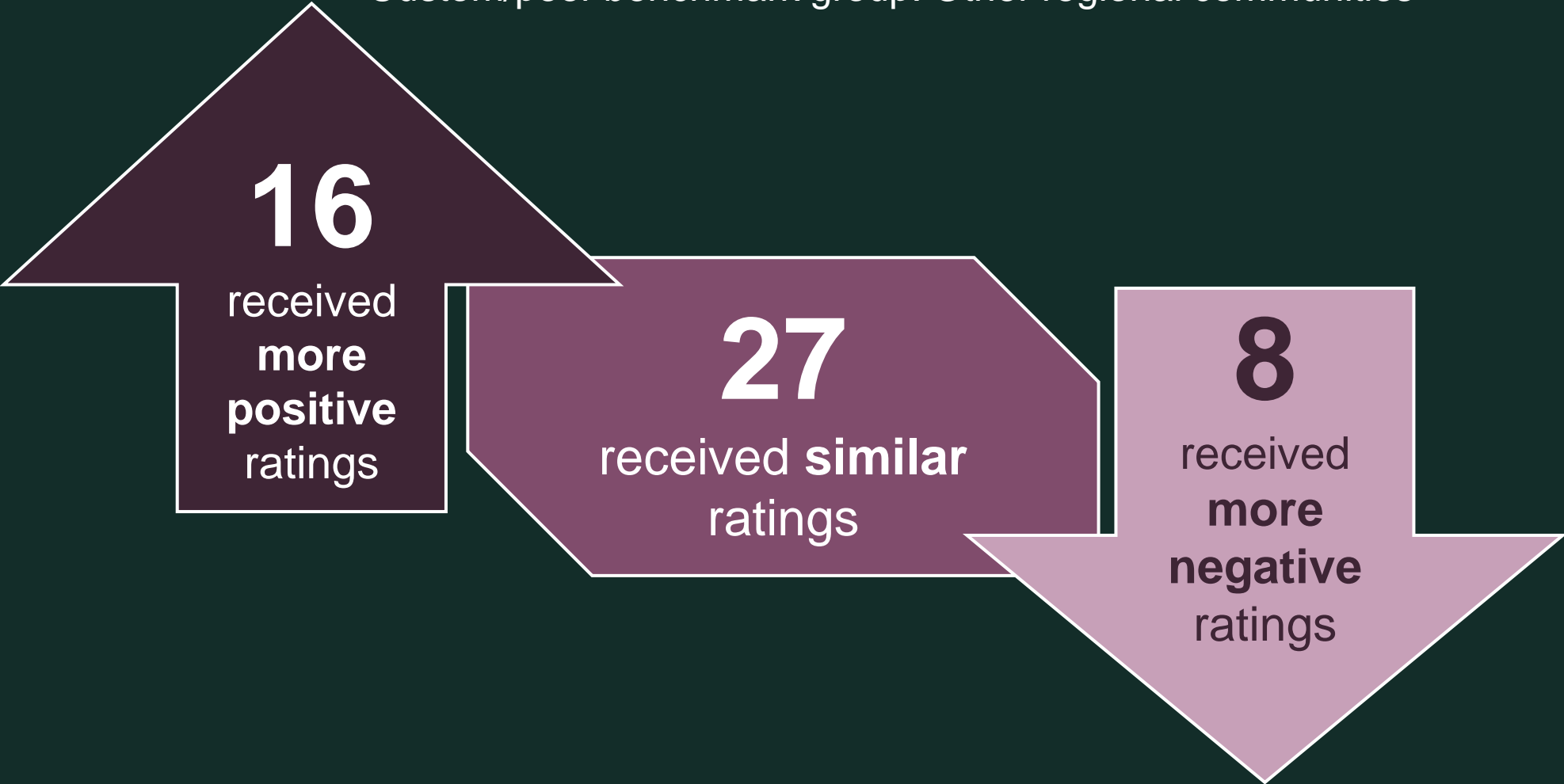
- Lower:**
- Overall quality of business and service establishments
 - Variety of shopping opportunities
 - Drinking water




Comparisons to Peer Community Benchmarks



Custom/peer benchmark group: Other regional communities



- Lower:**
- Your neighborhood as a place to live
 - Overall quality of business and service establishments in New Brighton
 - Variety of shopping opportunities
 - Ease of walking
 - Availability of paths and walking trails
 - Drinking water
 - Sewer services
 - Animal control





Key Findings


NEW BRIGHTON
CITY HALL





Key Finding #1

Residents continue to be satisfied with the overall quality of life in New Brighton.

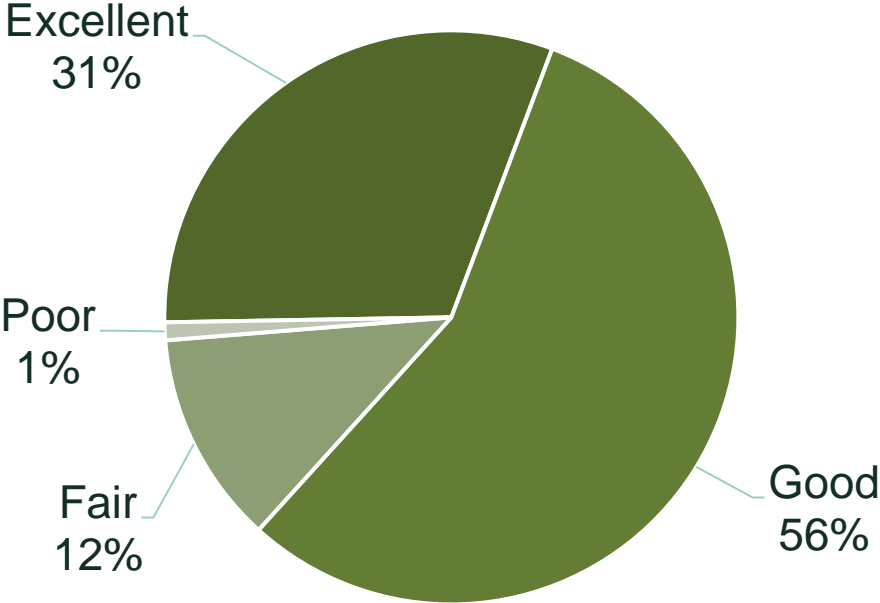


Overall quality of life in New Brighton (I)

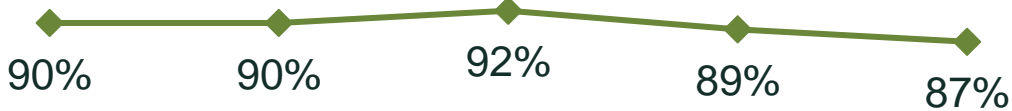


*Please rate each of the following aspects of quality of life in New Brighton:
The overall quality of life in New Brighton*

Overall quality of life in New Brighton, 2024



Overall quality of life in the City



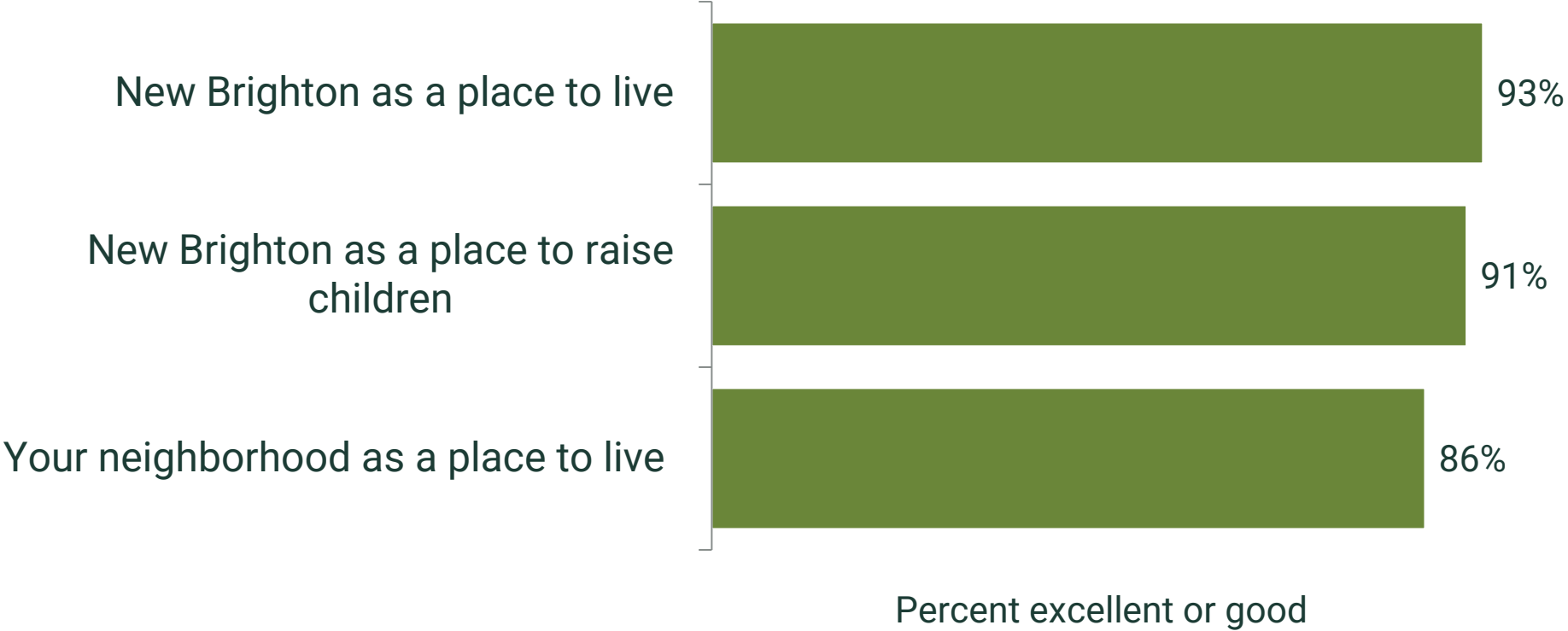
2013 2015 2017 2022 2024

Percent excellent or good

Overall quality of life in New Brighton (II)



Please rate each of the following aspects of quality of life in New Brighton:





Key Finding #2

Residents gave high marks to the overall quality of services provided by the City government of New Brighton.

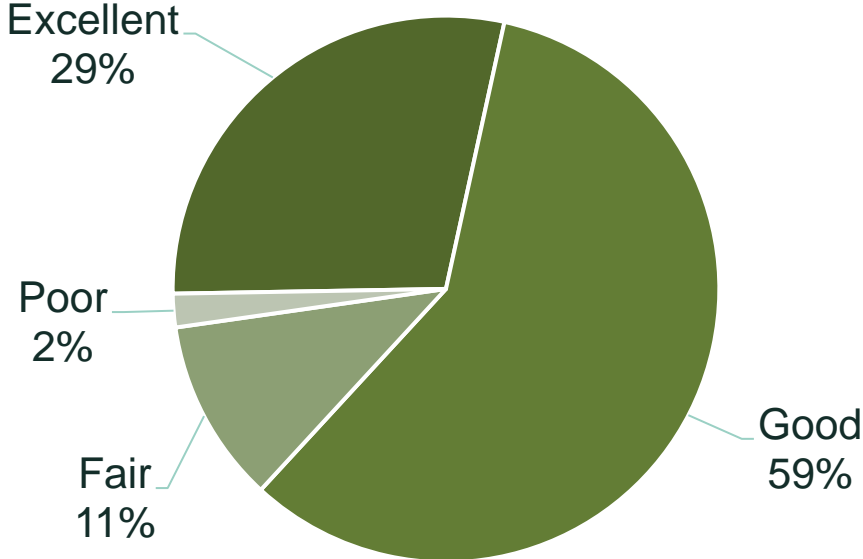


Quality of City Services

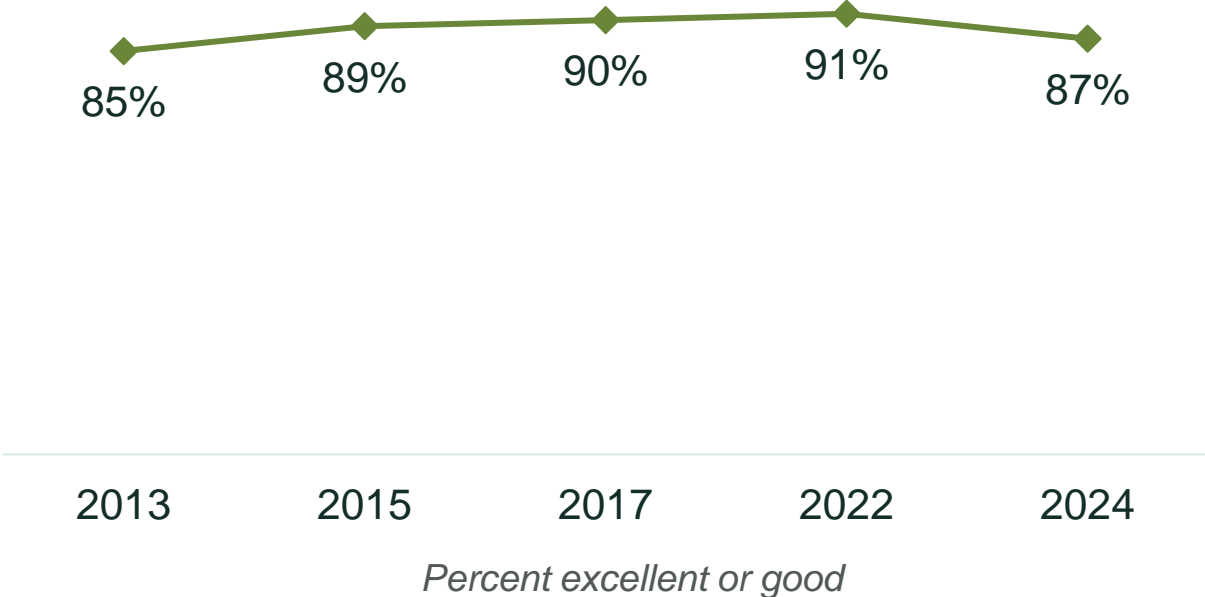


Please rate the overall quality of services in New Brighton.

Overall Quality of City Services, 2024



Overall Quality of Services by Year



Higher than national and Minnesota benchmarks

City Service Ratings



Please rate the quality of each of the following services in New Brighton.

9 in 10

- Fire services

8 in 10

- Police services
- Recycling
- Number of City parks and trails
- Fire prevention and education
- City services to youth

7 in 10

- Crime prevention
- Sewer services
- Street cleaning/sweeping
- Snow removal/plowing
- Storm drainage
- Parks and athletic field maintenance
- City services to seniors
- Traffic enforcement


6 in 10

- Animal control
- Public information services
- Street lighting
- Sidewalk maintenance
- Building Inspection Services (residential)
- Drinking water
- City long-range comprehensive planning

5 in 10

- Street repair/maintenance
- Code enforcement
- Land use, planning, and zoning
- Economic development

Service Ratings Changes Over Time



Increased since 2022:

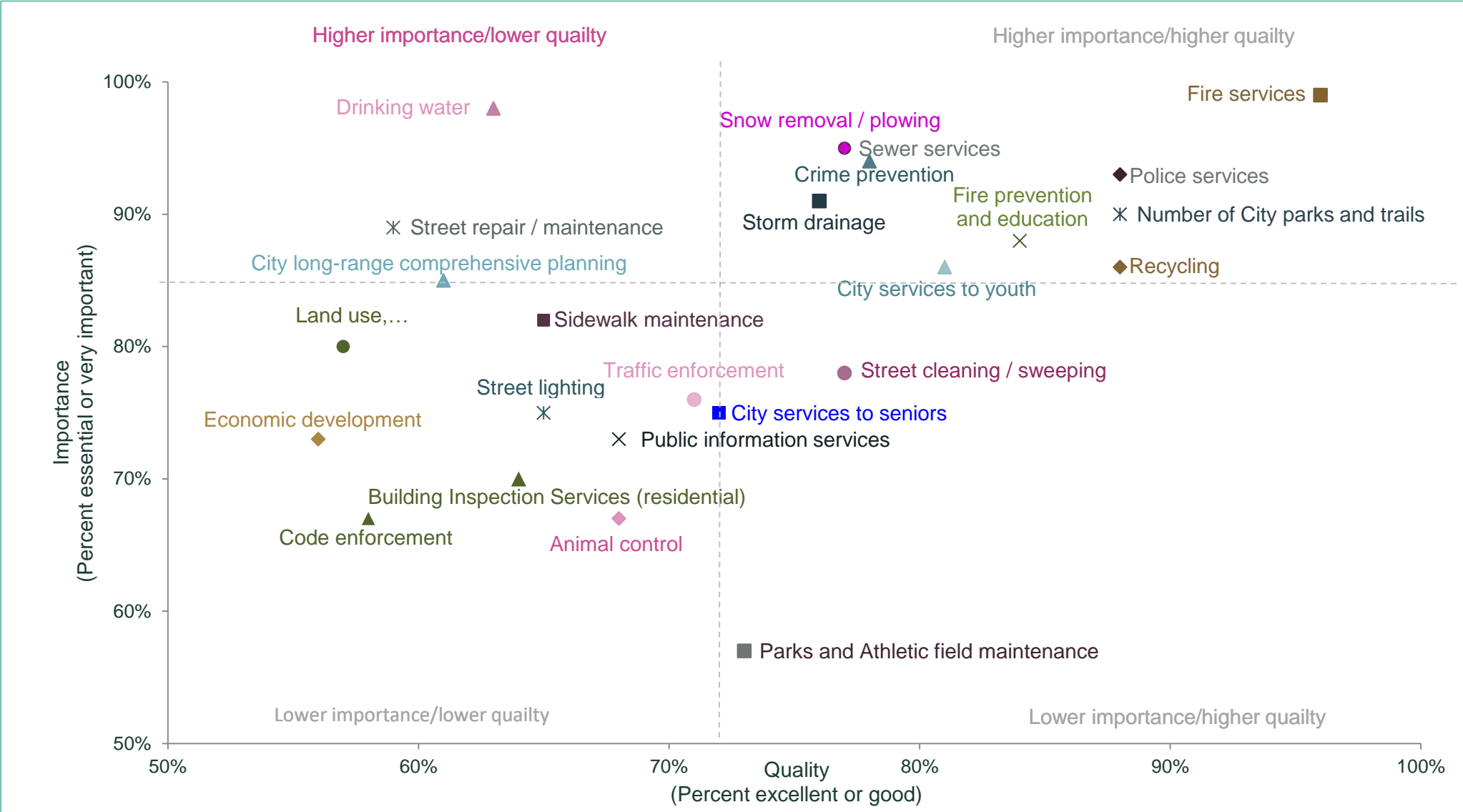
- City services to seniors



Decreased since 2022:

- Building inspection services
- Sewer services
- Parks and athletic field maintenance
- Animal control
- Storm drainage
- Drinking water
- City long-range comprehensive planning
- Street cleaning/sweeping

Quality vs. Importance of City Services





Key Finding #3

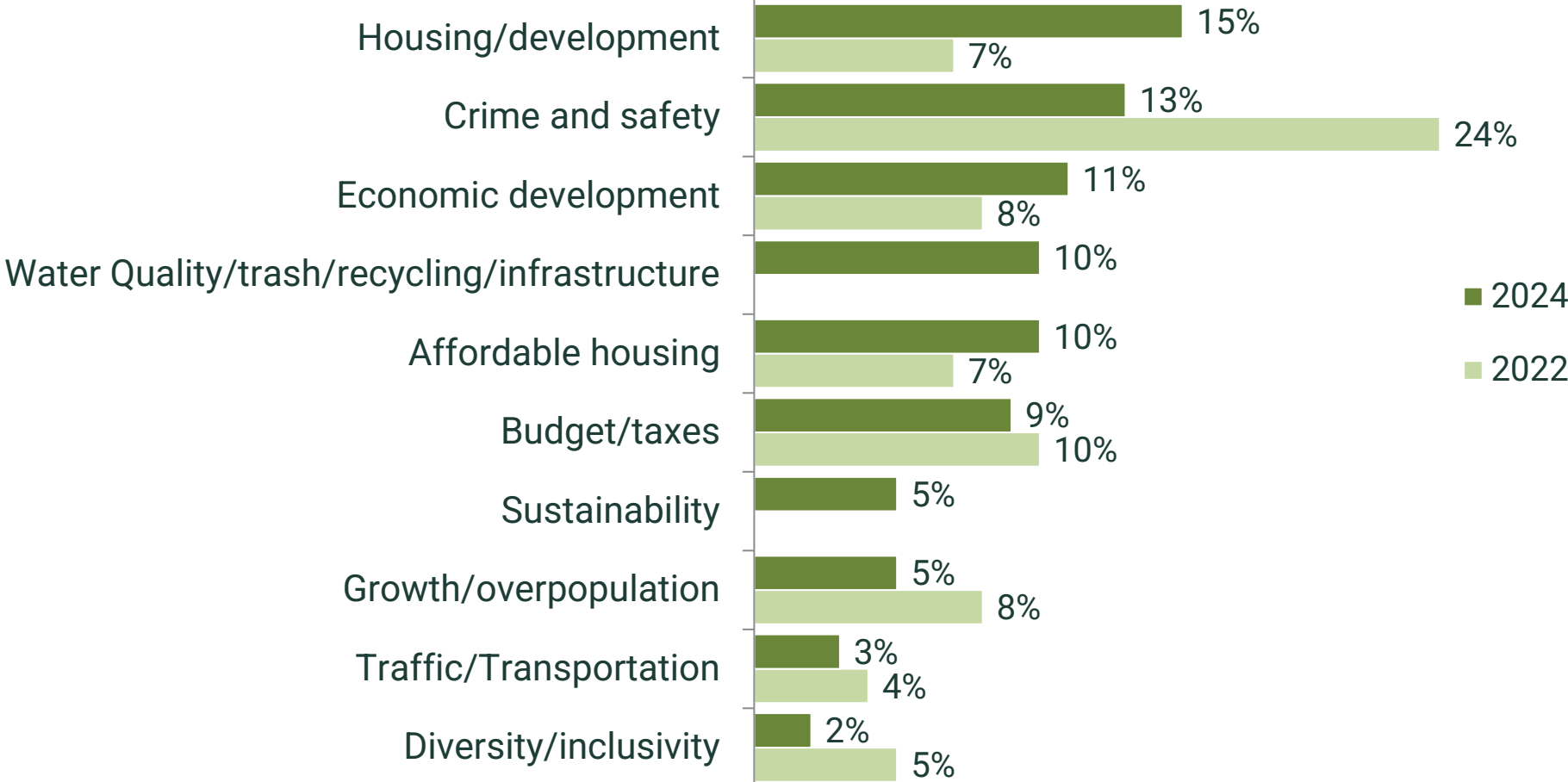
Community members place a high priority on addressing housing issues, crime and economic development.



Critical Issues Facing New Brighton



What do you see as the single most critical issue facing New Brighton in the next two years?



Percent of respondents

Desired Changes to City Services



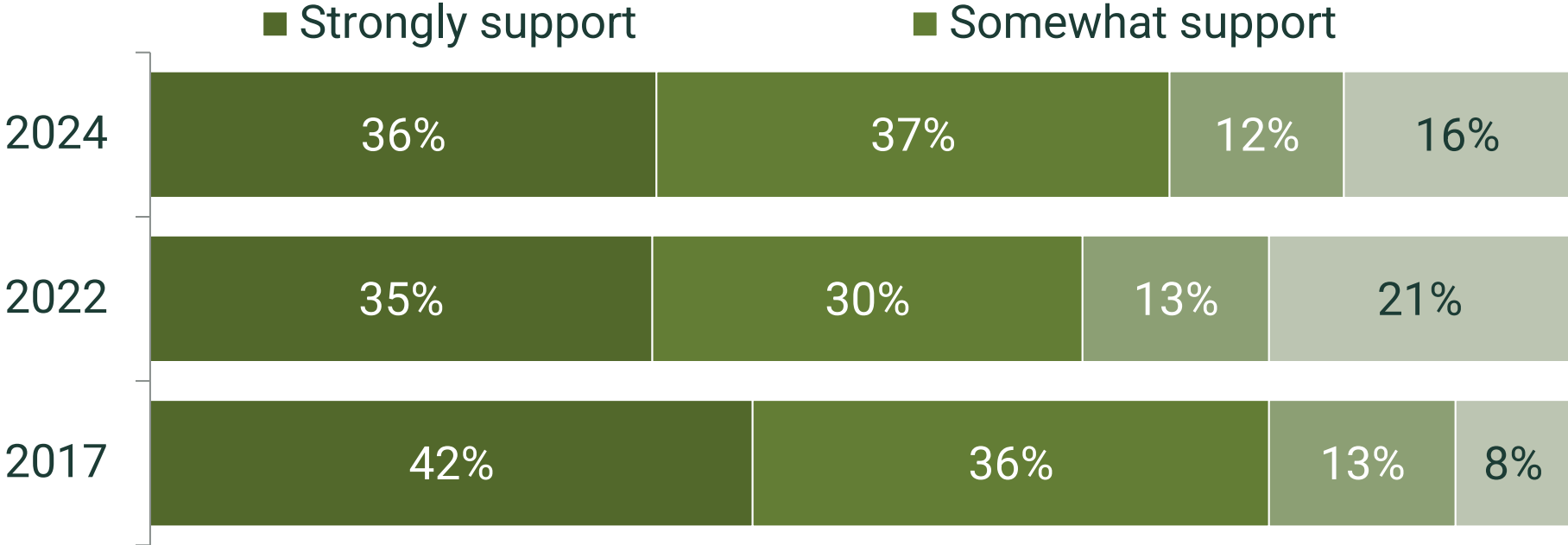
If money was not a concern, what one service, amenity, offering or change would you like to see in New Brighton?



Potential Property Tax to Fund Service Increases by Year




To what extent would you support or oppose a property tax increase to fund the service, amenity, offering, or change you listed in the previous question?





Key Finding #4

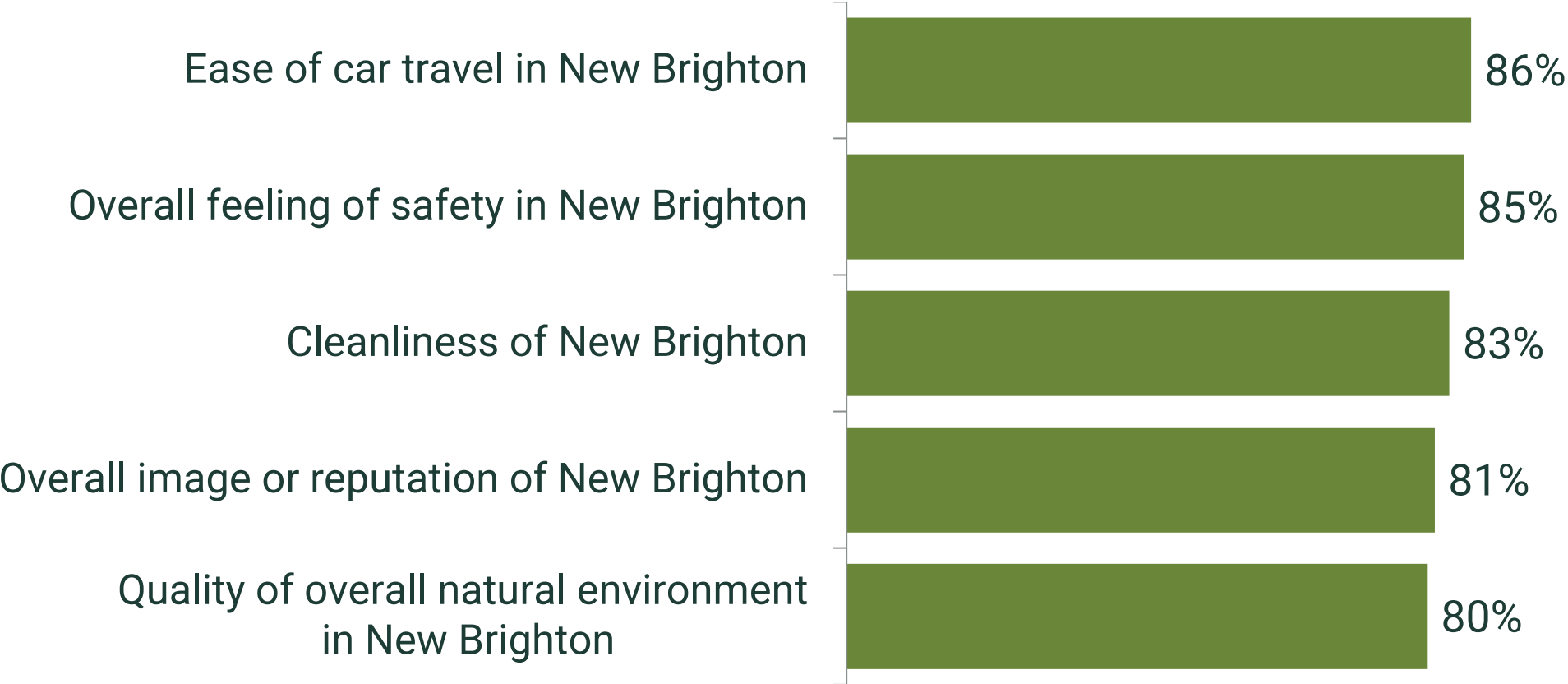
Affordable quality housing, shopping and employment opportunities, and ease of bus travel remain areas for improvement.




Highest Rated Community Characteristics



Please rate each of the following characteristics as they relate to New Brighton as a whole:



Percent excellent or good



Increased since 2022:

- Opportunities to attend community or cultural activities
- Overall quality of older neighborhoods
- Variety of shopping opportunities



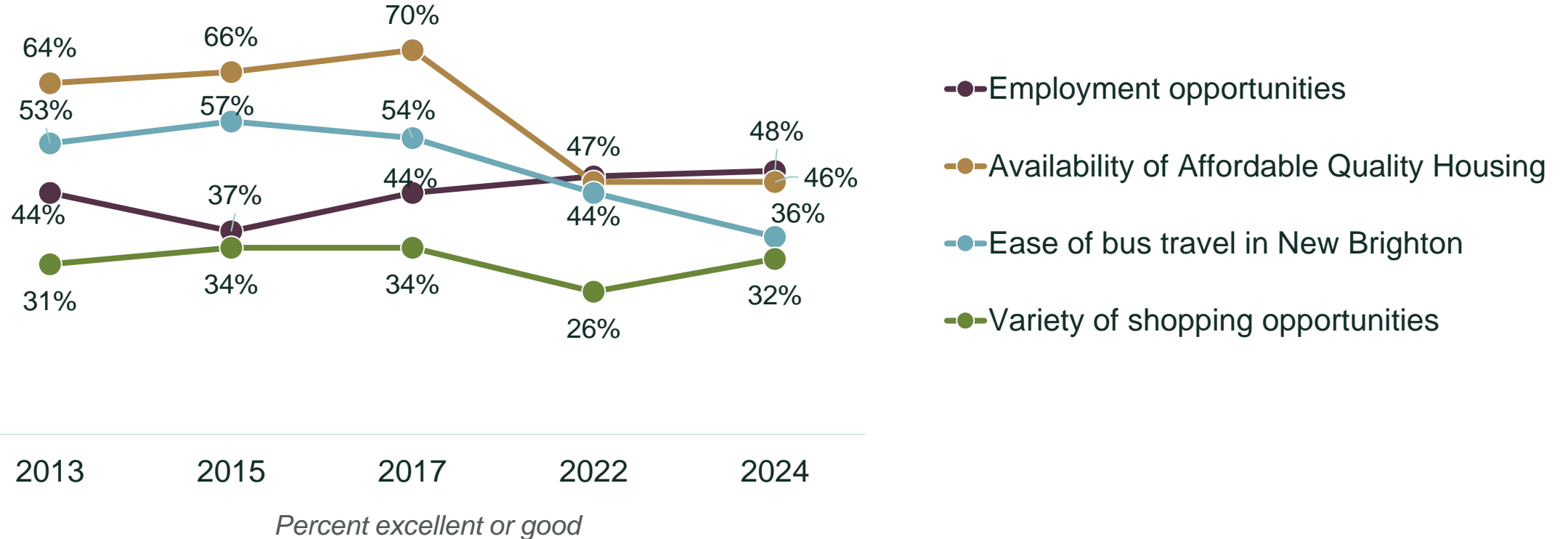
Decreased since 2022:

- Traffic flow at intersections
- Traffic flow on major streets
- Ease of bus travel in New Brighton
- Ease of bicycle travel in New Brighton

Lowest Rated Community Characteristics



Please rate each of the following characteristics as they relate to New Brighton as a whole:





Additional Findings

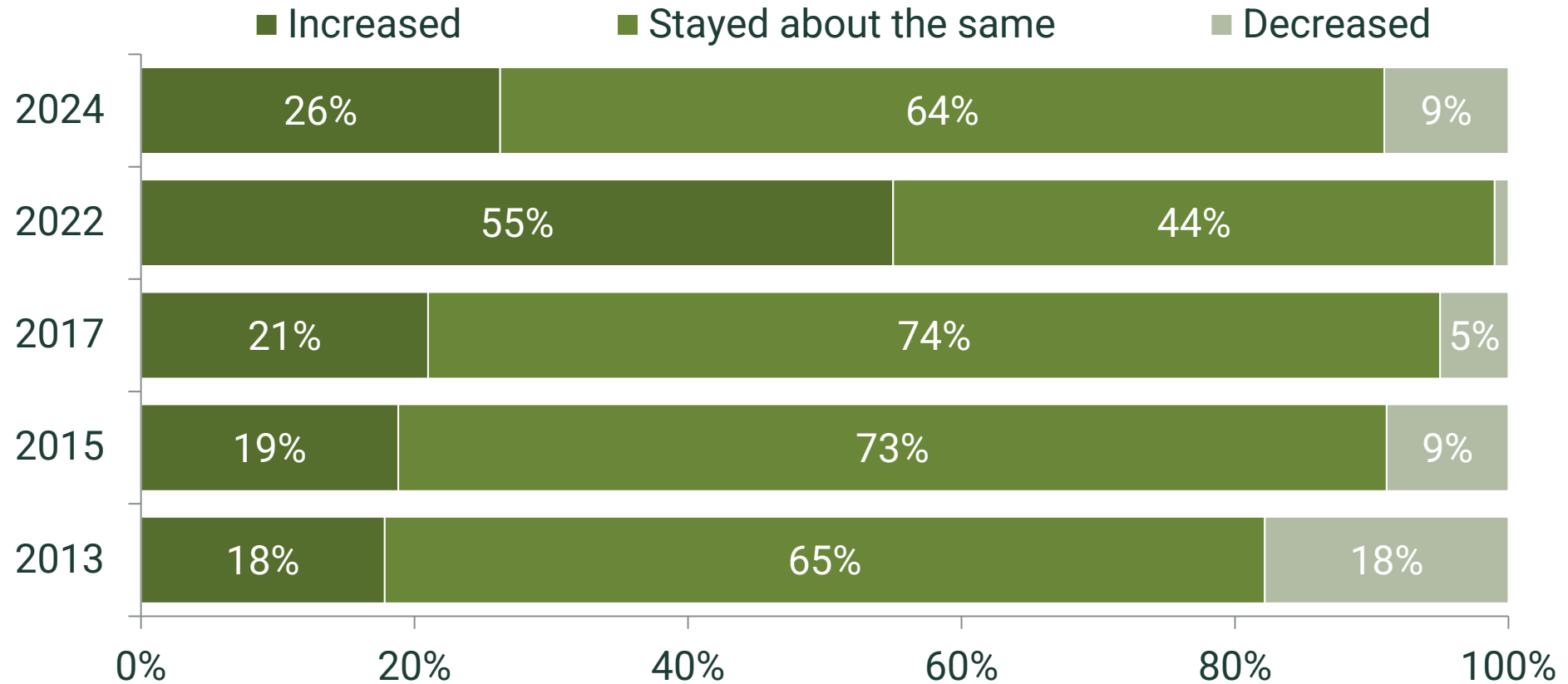
Perceptions of safety improved, and rates of reported crime decreased from 2022 to 2024.



Perceived Change in Overall Crime



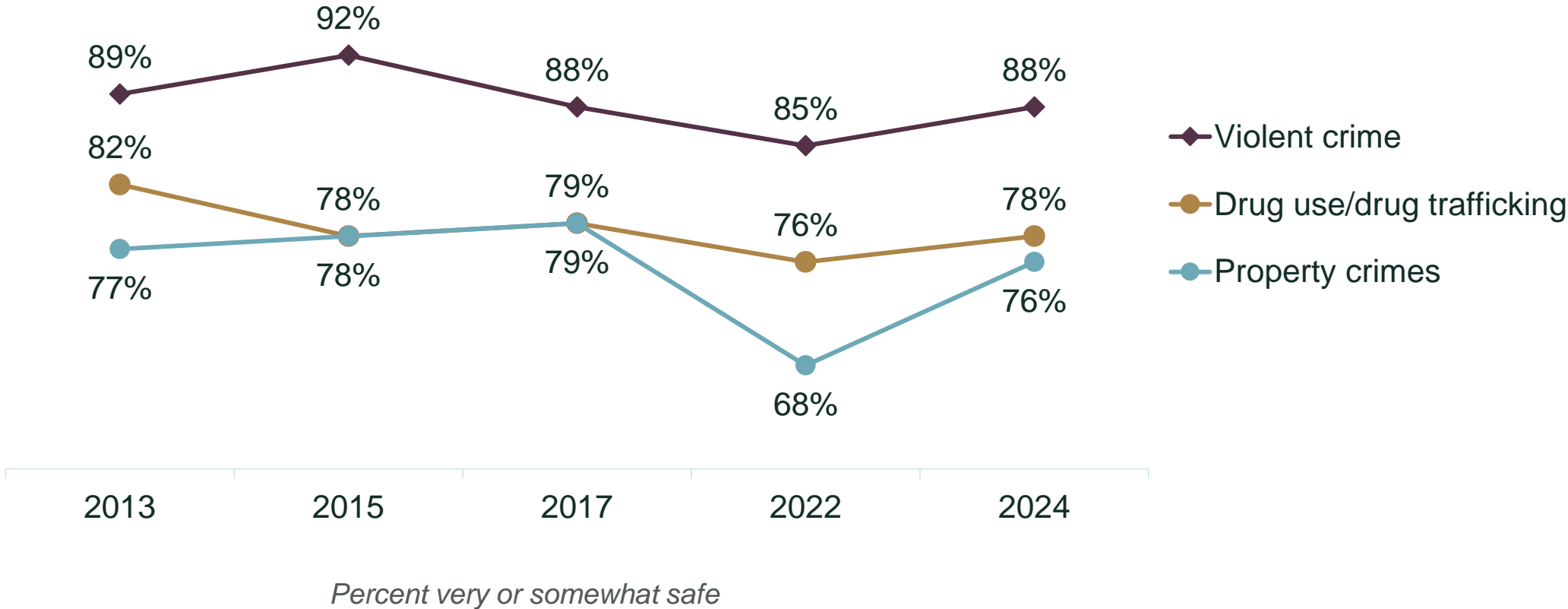
During the past 3 years, do you think overall crime in the City of New Brighton has increased, decreased or stayed about the same?



Feelings of Safety from Crime by Year



Please rate how safe or unsafe you feel from the following in New Brighton:

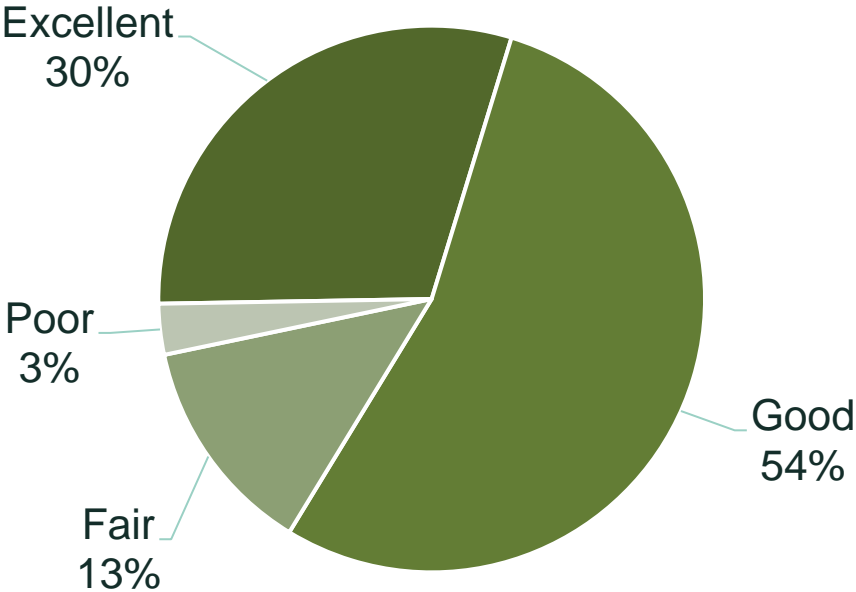


Overall Feeling of Safety

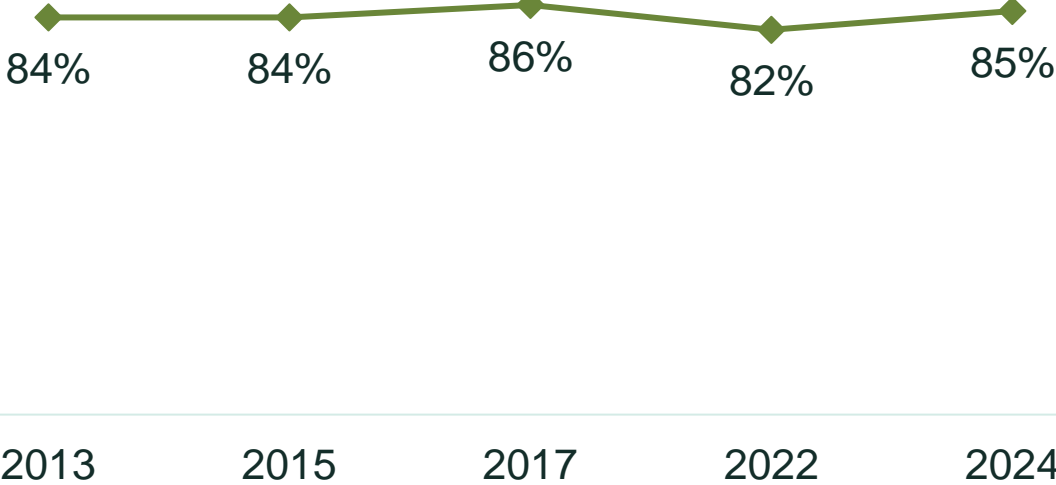


Please rate each of the following characteristics as they relate to New Brighton as a whole:
Overall feeling of safety

Overall Feeling of Safety, 2024



Overall Feeling of Safety by Year



Percent excellent or good



Summary of Conclusions

- Residents continue to be satisfied with the overall quality of life in New Brighton.
- Residents gave high marks to the overall quality of services provided by the City government of New Brighton.
- Community members place a high priority on addressing housing issues, crime and economic development.
- Affordable quality housing, shopping and employment opportunities, and ease of bus travel remain areas for improvement.
- Perceptions of safety improved, and rates of reported crime decreased from 2022 to 2024.



Debriefing The Survey Results

What findings did you expect?

What findings were surprising?

Are there areas where you need to dig deeper?

In what areas should you focus?

Thank you!





Agenda Section:	Business Items
Report Date:	04/22/2025
Meeting Date:	May 7, 2025

REQUEST FOR COUNCIL CONSIDERATION – EXECUTIVE SUMMARY

ITEM DESCRIPTION: 2024 Community Data Review

Action Requested:	
Public Hearing	Motion
Discussion	Informational
Form of Action:	
Resolution	Ordinance
Contract/Agreement	N/A or Other
Votes Needed:	
3 Votes	4 Votes
5 Votes	N/A

Summary Statement:	<p>To begin the year, the Commission also wanted to understand where the City was at in terms of metrics on multiple fronts, so staff will be taking an opportunity in May to present multiple data sets to Commissioners. If you have interest, please click on the links below to review the data ahead of time. Staff will bring up data sets as desired by commissioners at our meeting, and discussion will be led by the commission.</p> <ul style="list-style-type: none"> • Demographic & Housing Data
---------------------------	---

	<ul style="list-style-type: none"> • Parks and Trails Data • Crime, Accident, and Fire Call Data
--	--

Recommendations:	Review data sets as you see fit.
-------------------------	----------------------------------

Applicable Deadlines:	None.
------------------------------	-------

Community Impact:	n/a
--------------------------	-----

Legislative History:	n/a
-----------------------------	-----

Strategic Priority:	Financial Sustainability	Staff Capabilities
	Economic Development	Community Engagement & Belonging
	City Assets	Operational Effectiveness
		N/A

Fiscal Impact:	Financial Impact: Is there a financial consideration?		No	Yes \$
	Financing Sources:	Budgeted	Budget Modification	
	New Revenue	Use of Reserves	Other	



Agenda Section:	Business Items
Report Date:	04/22/2025
Meeting Date:	May 7, 2025

REQUEST FOR COUNCIL CONSIDERATION – EXECUTIVE SUMMARY

ITEM DESCRIPTION: Farmers Market 2025

Action Requested:	
Public Hearing	Motion
Discussion	Informational
Form of Action:	
Resolution	Ordinance
Contract/Agreement	N/A or Other (sign up for desired dates, if any)
Votes Needed:	
3 Votes	4 Votes
5 Votes	N/A

Summary Statement:	At our 2025-26 kick-off meeting in April, Commissioners expressed an interest in staffing the City's table at the weekly Farmer's Market on Wednesdays. Staff will use this opportunity to distribute a sign-up sheet so interested parties can ID the dates & times that work best for them. Attendance at the Farmer's Market table is completely optional for Commissioners, but is appreciated.
---------------------------	---

Recommendations:	Sign up to staff the Farmer's Market table if interested.
-------------------------	---

Applicable Deadlines:	None.
------------------------------	-------

Community Impact:	Having knowledgeable commission contacts at the City table allows us to field questions from citizens attending our weekly event.
--------------------------	---

Legislative History:	n/a
-----------------------------	-----

Strategic Priority:	Financial Sustainability	Staff Capabilities
	Economic Development	Community Engagement & Belonging
	City Assets	Operational Effectiveness
		N/A

Fiscal Impact:	Financial Impact: Is there a financial consideration?		No	Yes \$
	Financing Sources:	Budgeted	Budget Modification	
	New Revenue	Use of Reserves	Other	

Date	Council Rep		Staff		Commissioner (optional)	
	3-5 p.m.	5-7 p.m.	3-5 p.m.	5-7 p.m.	3-5 p.m.	5-7 p.m.
6/4/2024						
6/11/2024						
6/18/2024						
6/25/2024						
7/2/2024						
7/9/2024						
7/16/2024						
7/23/2024						
7/30/2024						
8/6/2024						
8/13/2024						
8/20/2024						
8/27/2024						
9/3/2024						
9/10/2024						
9/17/2024						
9/24/2024						
10/1/2024						
10/8/2024						



Agenda Section:	Business Items
Report Date:	04/22/2025
Meeting Date:	May 7, 2025

REQUEST FOR COUNCIL CONSIDERATION – EXECUTIVE SUMMARY

ITEM DESCRIPTION: Approval Final 2025-26 Work Plan

Action Requested:	
Public Hearing	Motion
Discussion	Informational
Form of Action:	
Majority Vote	Ordinance
Contract/Agreement	N/A or Other
Votes Needed:	
3 Votes	4 Votes
5 Votes	N/A

Summary Statement:	The finalized work plan is based on Commission feedback at the 4/2/25 meeting. Commissioners are asked to review the final work plan and suggest changes as needed.
---------------------------	---

Recommendations:	Approve the final 2025-26 work plan with an understanding that tasks are subject to change as directed by the Council, or by issues as they arise.
-------------------------	--

Applicable Deadlines:	None.
------------------------------	-------

Community Impact:	n/a
--------------------------	-----

Legislative History:	The Commission provided feedback on desired work plan items at the 4/2/25 commission meeting.
-----------------------------	---

Strategic Priority:	Financial Sustainability	Staff Capabilities
	Economic Development	Community Engagement & Belonging
	City Assets	Operational Effectiveness
		N/A

Fiscal Impact:	Financial Impact: Is there a financial consideration?		No	Yes \$
	Financing Sources:	Budgeted	Budget Modification	
	New Revenue	Use of Reserves	Other	

COMMISSION'S OVERARCHING FOCAL POINTS (reaffirmed by Council on 4/4/23)

- A. Business Retention & Expansion
- B. Housing Programs
- C. Place-making Initiatives (*i.e., Establishing a sense of place within the community*)
- D. Physical Redevelopment Opportunities (*New Brighton Exchange, New Brighton Elementary, etc.*)

IDENTIFIED TOPICS FOR DISCUSSION THIS YEAR

Items to examine any time or as needed:

1. Discuss how/if the community can take steps to combat rising prices.
2. Promote housing programs (existing and desired) to assist those in need.
3. Identify ways to partner with the local farmers market to encourage local sourcing of food and better promotion for the farmer's market.
4. Establish regular commissioner attendance at the farmer's market at the City table.
5. Explore and address the expansion of transportation options for the community.
6. Make the business outreach program a monthly topic of discussion.
7. TIF educational session / review the success or failure of past TIF districts.
8. Explore how Commissioners could be further engaging with local business owners, Ramsey County, and/or the Met Council outside of monthly meetings.
9. Work with the Twin Cities North Chamber of Commerce & their new manufacturing cohort / ID ways to complement each other's efforts and support the connection of schools with local employers.
10. Continue the Event/Identity Tourism discussion (i.e. festivals, races, night markets etc.). Anything replacing Brave the Burr?
11. Continued work on entry monuments (find funds) & sense of place issues
12. Determine if subcommittees are needed to address any identified issues.
13. Continue to refine the business outreach program and efforts, and make sure it is a consistent priority for all commissioners.
14. New Housing initiatives/programs, and promotion of existing programs to help those in need.

15. Promotion of transit options and expansion of services as opportunities arise (i.e. Metro Transit Guaranteed ride program, new bus routes, local links to access the Met Transit system, etc).
16. Encourage local businesses to enroll in energy efficiency programs (CAP)

PROPOSED CALENDAR (SUBJECT TO CHANGE)

- Business Outreach Updates and development Application updates will now be a standing agenda item each month.

Meeting Date	Task/Project	Proposed Action/Outcome
April 2, 2025	<ul style="list-style-type: none"> • EDC Member Orientation Directions • Yearly Training Directions • Previous Year Review • Work Plan development • Proactive Commissioner Duties Review 	<ul style="list-style-type: none"> • <i>Commission meets all new members</i> • <i>Commission understands their role in City Government</i> • <i>Commission finalizes and adopts 2022/2023 work plan</i> • <i>Commission provides feedback on draft website changes</i>
May 7, 2025	<ul style="list-style-type: none"> • City Data examination & discussion • Community survey postmortem • Stockyard Days Promotion? • Farmers Market Attendance/Promotion • Final approved strategic work plan • Review final work plan 	<ul style="list-style-type: none"> • <i>Initial small business monthly round table (standing business item)</i> • <i>Review community survey and City Data to establish commission understanding of the community</i> • <i>Approve 2025-26 Work Plan Final Draft</i>
June 4, 2025	<ul style="list-style-type: none"> • TIF Overview with Baker Tilley • Baker Tilly 2025 TIF Management Plan/Report • Review the status of past TIF districts 	<ul style="list-style-type: none"> • <i>Refresher on TIF and latest developments</i> • <i>Commission understands current status of all active TIF districts</i>
July 2, 2025	<ul style="list-style-type: none"> • Climate Action Plan Implementation Items & Strategies OR • Housing Assistance Programs 	<ul style="list-style-type: none"> • <i>Addressing goals in the climate action plan, or addressing city housing goals</i>
August 6, 2025	Summer Break – no meeting unless deemed necessary (TBD)	

September 3, 2025	<ul style="list-style-type: none"> Final Zoning Code Overview 	<ul style="list-style-type: none"> Review date subject to change EDC will have a good feel for the new Zoning Code and how it will help the city moving forward
October 1, 2025	<ul style="list-style-type: none"> Climate Action Plan Implementation Items & Strategies OR Housing Assistance Programs 	<ul style="list-style-type: none"> Addressing goals in the climate action plan, or addressing city housing goals
November 5, 2025	<p>One or a combination of the following:</p> <ul style="list-style-type: none"> Event Tourism Monument Signs Partnering with schools Parks success measurement Tarriff impacts / Ways to combat rising prices 	<ul style="list-style-type: none"> Outlier commission targets get examined, and potential next steps identified
December 3, 2025	Holiday Break – no meeting unless deemed necessary (TBD)	

Meeting Date	Task/Project	Proposed Action/Outcome
January 7, 2026	<ul style="list-style-type: none"> Open To Business 2024 Year-End Report Follow up on November topic(s) or missed topic(s) 	<ul style="list-style-type: none"> Commission learns how successful Open to Business was in 2025 Commission completes items carried over from 11/5/25
February 4, 2026	<ul style="list-style-type: none"> Follow up on most pertinent/active topic(s) from 2025 	<ul style="list-style-type: none"> Bringing on-going item(s) to conclusion and/or setting them up for continuation in 2026/27
March 4, 2026	<ul style="list-style-type: none"> Review of Year’s Accomplishments & Outstanding To-do Items 2026/2027 work plan visioning 	<ul style="list-style-type: none"> Commission and staff review accomplishments, and identify ways to improve moving forward Commission provides direction on the coming year’s tasks

2026/2027 WORK PLAN BEGINS

<p>April 1, 2026</p>	<ul style="list-style-type: none">• EDC Member Orientation / Yearly Training• Review final 2026/2027 work plan	<ul style="list-style-type: none">• <i>Commission meets all new members and assigned Chair and Vice Chair roles</i>• <i>Commission understands their role in City Government</i>• <i>Commission agrees upon target items for the coming year</i>
-----------------------------	---	--